



Modular ice maker - Sprayer system Daily production up to 320 kg

| | |
|---------------|----------------------|
| Hotel | ████████████████████ |
| Restaurant | ████████████████████ |
| Fast food | ████████████████████ |
| Bar | ████████████████████ |
| Disco | ████████████████████ |
| Fish market | ████████████████████ |
| Supermarket | ████████████████████ |
| Medical & SPA | ████████████████████ |
| Industry | ████████████████████ |

► Position n°




► Features & Plus

- Compact and crystal cube
- AISI 304 SS Scotch Brite finish
- Tropical class +43°C
- Removable and cleanable air filter
- Air or water cooling system
- Easy cleanable internal rounded surfaces
- RoHS Free
- Electromechanical operation
- ON-OFF rocker switch
- Standard and special voltages



AISI 304 SS Scotch Brite finish

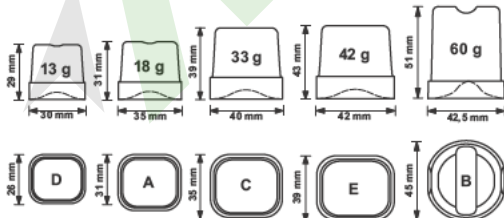


Removable and cleanable air filter

► Usable Bins

- Bin 350

► Available ice cube size



► Prod. 24h

| Air temp. | Water temp. | Kg | Lbs | | |
|-----------|-------------|-------|-------|-------|-------|
| | | | | 10° C | 50° F |
| 21° C | 70° F | 15° C | 60° F | 300 | 661 |

2 Years Warranty
subject to limitations

► Certifications available for this model

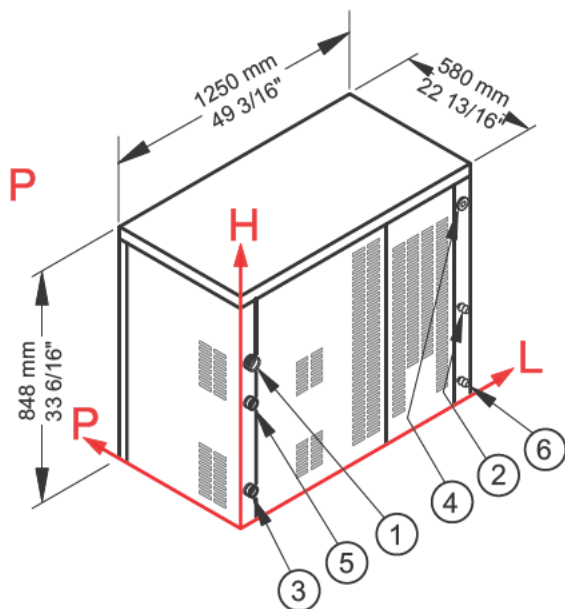




Ice Cube

C 300

Modular ice maker - Sprayer system Daily production up to 320 kg



► Working conditions

- Location: Indoor

| | Min | Max |
|----------------------|-----------------|-----------------|
| Ambient temperature | +10° C / +50° F | +43° C / 110° F |
| Water temperature | +3° C / +37° F | +32° C / +90° F |
| Voltage | -10% | +10% |
| Water inlet pressure | 1bar (14 psi) | 6bar (84 psi) |

► Performances

| Air temperature | Water temperature | Water temperature | | | | | |
|-----------------|-------------------|-------------------|--------|---------|--------|---------|-------|
| | | 7° C | 45° F | 15° C | 60° F | 21° C | 70° F |
| 10° C | 320 kg | | | | | | |
| 50° F | 705 lbs | | | | | | |
| 21° C | | | 300 kg | | | | |
| 70° F | | | | 661 lbs | | | |
| 32° C | | | | | 260 kg | | |
| 90° F | | | | | | 573 lbs | |

► Connections

All measures are referred to the down-left corner (L-H-Ø)

- ① Water in.: 39 mm / 1 9/16" - 582 mm / 22 15/16" - 3/4"
- ③ Water out.: 29 mm / 1 2/16" - 73 mm / 2 14/16" - 24 mm / 15/16"
- ⑤ Water out.: 31 mm / 1 4/16" - 440 mm / 17 5/16" - 24mm / 15/16"
- ② ⑤ Only for water cooling systems

- ② Cond. water in.: 1217 mm / 47 15/16" - 298 mm / 11 12/16" - 3/4"
- ④ Electrical connections: 1222 mm / 48 2/16" - 748 mm / 29 7/16"
- ⑥ Cond. water out.: 1222 mm / 48 2/16" - 55 mm / 2 3/16" - 3/4" mm / 8/16"

► Technical information

| | |
|---------------------------|--|
| Production in 24h | 300 kg / 661 lbs |
| Cooling system | A - W |
| Kind of cube | A-18g, C-33g, D-13g, E-42g, B-60g |
| Refrigerant | R452A |
| Standard voltage | 220-240 V ~ 50 Hz |
| Average power consumption | 2600 W |
| Fuse | 32 A |
| Finish | AISI 304 stainless steel, scotch brite |

| | |
|----------------------------|----------------------------------|
| Water consumption | A: 2,6 l/kg - 31,1 gal/100 lbs |
| | W: 14,3 l/kg - 171,4 gal/100 lbs |
| Sizes (L-P-H mm) | 1250 - 580 - 848 |
| (L-P-H in) | 49 3/16 - 22 13/16 - 33 6/16 |
| Sizes with pack (L-P-H mm) | 1335 - 705 - 1005 |
| (L-P-H in) | 52 9/16 - 27 12/16 - 39 9/16 |
| Net weight | 152 kg / 335 lbs |
| Gross weight | 178 kg / 392 lbs |

All the technical information need to be considered at the following conditions:

Standard Cube (18 g)

Ambient temperature +21° C

Water temperature +15° C

Average power consumption at +43° C (standard voltage)

Models and specifications are subject to change without notice

Rev. 00 - Issued March 2021



www.bremaice.it
info@bremaicegroup.it

We are Brema

