

















Self-contained ice maker - Sprayer system
Daily production up to 90 kg

Hotel	██
Restaurant	██
Fast food	██
Bar	██
Disco	██
Fish market	██
Supermarket	██
Medical & SPA	██
Industry	██

► Position n°



► Features & Plus

- Resistant and crystal cube 
- AISI 304 SS Scotch Brite finish 
- Tropical class +43°C 
- Adjustable Stainless Steel feet 
- Removable and cleanable air filter 
- Air or water cooling system 
- Easy cleanable internal rounded surfaces 
- HCFC-Free insulated storage 
- RoHS Free 
- Disappearing insulated door 
- Electromechanical operation 
- ON-OFF rocker switch 
- Standard voltages 
- HFC Free 
- Automatic Washing system 



AISI 304 SS Scotch Brite finish



Adjustable Stainless Steel feet

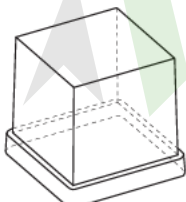


Removable and cleanable air filter



Disappearing insulated door

► Available ice cube size



Cube 23 grams
dimensions H 31.5 x L 32.5

► Prod. 24h

Temp. °C	Air temp.		Water temp.		kg	lbs
	10° C	50° F	7° C	45° F		
	21° C	70° F	15° C	60° F		
					90	198
					90	198

2 Years Warranty
subject to limitations

► Certifications available for this model



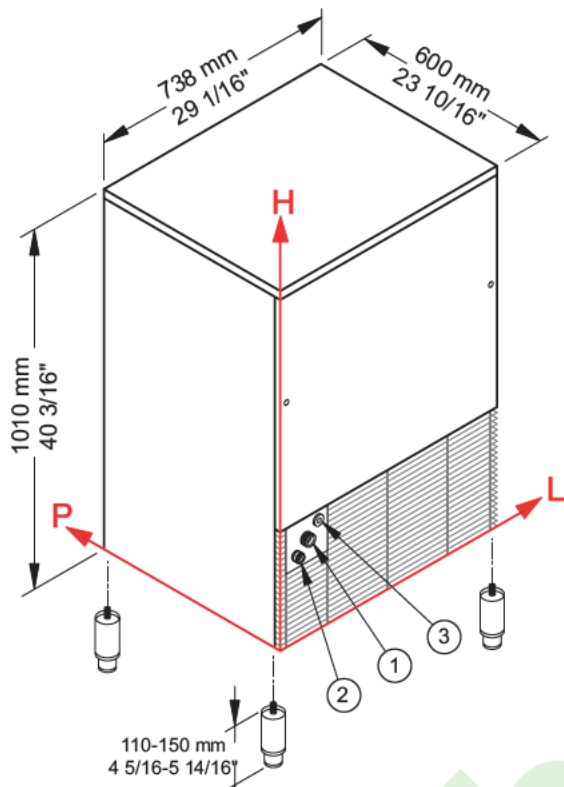


B-Qube

CB 955 HC



Self-contained ice maker - Sprayer system Daily production up to 90 kg



► Working conditions

- Location: Indoor

	Min	Max
Ambient temperature	+10° C / +50° F	+43° C / 110° F
Water temperature	+3° C / +37° F	+32° C / +90° F
Voltage	-10%	+10%
Water inlet pressure	1bar (14 psi)	6bar (84 psi)

► Performances

Air temperature	Water temperature	Water temperature					
		7° C	45° F	15° C	60° F	21° C	70° F
10° C	90 kg						
50° F		198 lbs					
21° C			90 kg				
70° F				198 lbs			
32° C					80 kg		
90° F						176 lbs	

► Connections

All measures are referred to the rear bottom-left corner (L-H-Ø)

- ① Water in.: 116 mm / 4 9/16" - 285 mm / 11 4/16" - 3/4" ② Water out.: 54 mm / 2 2/16" - 245 mm / 9 10/16" - 24 mm / 15/16"
- ③ Electrical connections: 161 mm / 6 5/16" - 321 mm / 12 10/16"

► Technical information

Production in 24h	95 kg / 209 lbs	Water consumption	A: 3 l/kg - 36 gal/100 lbs
Store capacity, up to	55 kg / 121 lbs		W: 12,9 l/kg - 154,6 gal/100 lbs
Cooling system	A - W	Sizes (L-P-H mm)	738 - 600 - 1010
Kind of cube	Q-23g	(L-P-H in)	29 1/16 - 23 10/16 - 40 3/16
Refrigerant	R290	Sizes with pack (L-P-H mm)	780 - 640 - 1185
Standard voltage	220-240 V ~ 50 Hz	(L-P-H in)	30 11/16 - 25 3/16 - 46 10/16
Average power consumption	890 W	Net weight	89 kg / 196 lbs
Fuse	10 A	Gross weight	102 kg / 225 lbs
Electrical consumption	25 kWh/100kg	Finish	AISI 304 stainless steel, scotch brite

All the technical information must be considered at the following conditions:

- Sizes without feet
- Standard Cube (23 g)
- Ambient temperature +21° C
- Water temperature +15° C
- Electrical consumption at +32° C (standard voltage)
- Average power consumption at +43° C (standard voltage)

Models and specifications are subject to change without notice

Rev. 00 - Issued March 2021



www.bremaice.it
info@bremaicegroup.it

We are Brema

