



Modular ice maker - Vertical evaporator system Daily production up to 780 kg

Hotel	■	■	■	■	■	■	■	■	■	■
Restaurant	■	■	■	■	■	■	■	■	■	■
Fast food	■	■	■	■	■	■	■	■	■	■
Bar	■	■	■	■	■	■	■	■	■	■
Disco	■	■	■	■	■	■	■	■	■	■
Fish market	■	■	■	■	■	■	■	■	■	■
Supermarket	■	■	■	■	■	■	■	■	■	■
Medical & SPA	■	■	■	■	■	■	■	■	■	■
Industry	■	■	■	■	■	■	■	■	■	■

► Position n°



► Features & Plus


- Single and crystal cube
- AISI 304 SS Scotch Brite finish
- Tropical class +43°C
- Removable and cleanable air filter
- Easy cleanable internal rounded surface
- RoHS Free
- Electromechanical operation
- ON-OFF rocker switch
- Automatic washing system
- Standard and special voltages



Single and crystal cube



AISI 304 SS Scotch Brite finish

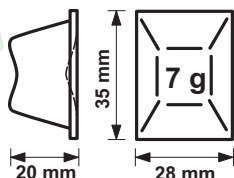


Removable and cleanable air filter

► Usable Bins

- Bin 350

► Available ice cube size



► Prod. 24h

Air temp.	Water temp.		Kg	Lbs
	10° C	50° F		
10° C	50° F	7° C	780	1720
21° C	70° F	15° C	770	1698

2 Years Warranty
subject to limitations

► Certifications available for this model





Fast Ice

VM 1700



Modular ice maker - Vertical evaporator system Daily production up to 780 kg

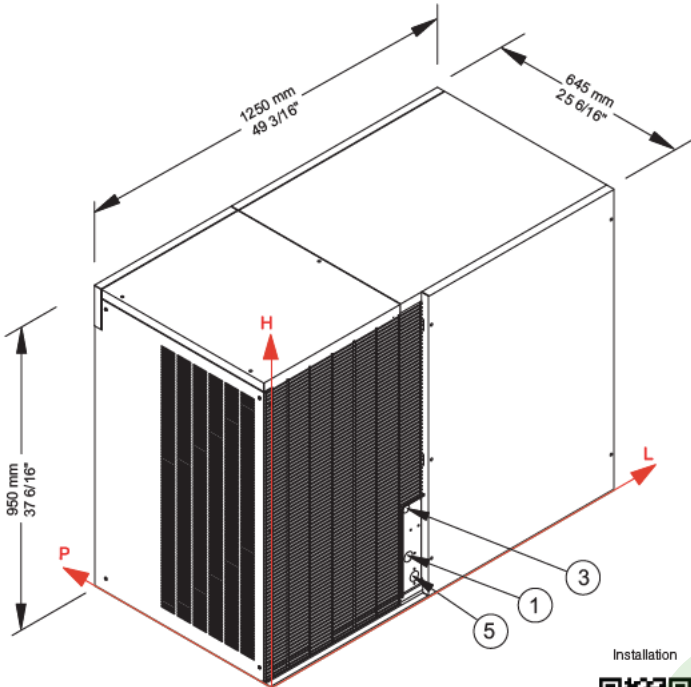
► Working conditions

- Location: Indoor

	Min	Max
Ambient temperature	+10° C / +50° F	+43° C / 110° F
Water temperature	+3° C / +37° F	+32° C / +90° F
Voltage	-10%	+10%
Water inlet pressure	1bar (14 psi)	6bar (84 psi)

► Performances

Air temperature	Water temperature	Water temperature					
		7° C	45° F	15° C	60° F	21° C	70° F
10° C	780 kg						
50° F	1720 lbs						
21° C			770 kg				
70° F				1698 lbs			
32° C					680 kg		
90° F						1499 lbs	



► Connections

All measures are referred to the down-left corner (L-H-Ø)

- ① Water in.: 527 mm / 20 12/16" - 137 mm / 5 6/16" - 3/4"
- ③ Water out.: 550 mm / 21 10/16" - 65 mm / 2 9/16" - 24 mm / 15/16"
- ⑤ Electrical connections: 520 mm / 20 8/16" - 292 mm / 11 8/16"

► Technical information

Production in 24h	770 kg / 1698 lbs
Cooling system	A
Kind of cube	7g
Refrigerant	R452A
Standard voltage	400-415 V ~ 3N 50 Hz
Average power consumption	4300 W
Fuse	32 A
Finish	AISI 304 stainless steel, scotch brite

Water consumption	A: 1,4 l/kg - 16,7 gal/100 lbs
Sizes (L-P-H mm)	1250 - 645 - 950
(L-P-H in)	49 3/16 - 25 6/16 - 37 6/16
Sizes with pack (L-P-H mm)	1350 - 745 - 1150
(L-P-H in)	53 2/16 - 29 5/16 - 45 4/16
Net weight	186 kg / 410 lbs
Gross weight	242 kg / 534 lbs

All the technical information need to be considered at the following conditions:
 Standard Cube (7 g)
 Ambient temperature +21° C
 Water temperature +15° C
 Average power consumption at +43° C (standard voltage)

Models and specifications are subject to change without notice

Rev. 00 - Issued March 2021



www.bremaice.it
info@bremaice.it

We are Brema

